



zauchner  
dental-produkte gmbh

27. & 28.3.26  
in Villach  
mit  
MARAT  
AWDALJAN

# COURSE INFORMATION

## Mastering The Natural Tooth

matisse®



# THE PROGRAM

DAY 1	DAY 2
<i>Start time 09:00 o'clock</i>	<i>Start time 09:00 o'clock</i>
<i>Intro lecture: The problems and solutions of color matching in dentistry</i>	<i>Enamel Bake</i>
<i>Optishade: Taking photos</i>	<i>Shape and texture</i>
<i>Matisse eco-system: Recipe creation with WebApp and Mobile app</i>	<i>Glaze + Staining studio</i>
<i>Model Making: Staining the die of 3D printed model</i>	<i>Monolithic crown: Generating Staining recipes</i>
<i>Wash Bake: Staining the framework</i>	<i>Monolithic crown: Staining and Checking before baking</i>
<i>Analyzing cases and ceramic map</i>	<i>Reviewing result with Optishade</i>
<i>First bake: Dentin and Internal effects</i>	<i>Second bake/ Glaze</i>
<i>Review result: Optishade and Matisse Staining Studio</i>	<i>End of Course</i>
<i>End time 18:00 o'clock</i>	<i>End time 17:00 o'clock</i>

# ABOUT THE COURSE

The process of achieving a perfect match for a single central shade in dental work has always been a challenging task for both dental technicians and dentists. The unpredictability of the outcome can lead to frustration, as it largely depends on the human eye's judgment and experience in selecting the right materials. Unfortunately, these materials may not always translate the exact shade of the target tooth, leading to repetitive corrections and trials. This has left many valid questions unanswered due to a lack of in-depth research and market validation.

However, we are excited to announce that we have developed a system that aims to solve these problems and help you master the art of shade matching and achieve results beyond imagination.

Our course is interactive and provides a boost of knowledge gained from replicating the teeth of other participants. We use two techniques in the course: full layering starting from a framework and full monolithic only staining the crown. For the layering part we use Matisse Software and for the staining part, and we use Matisse iOS app “staining studio” to make the process faster and more precise. Taking the shade involves using Optishade a colorimeter. All cases will be discussed on a big screen, providing you with the opportunity to learn from each other.

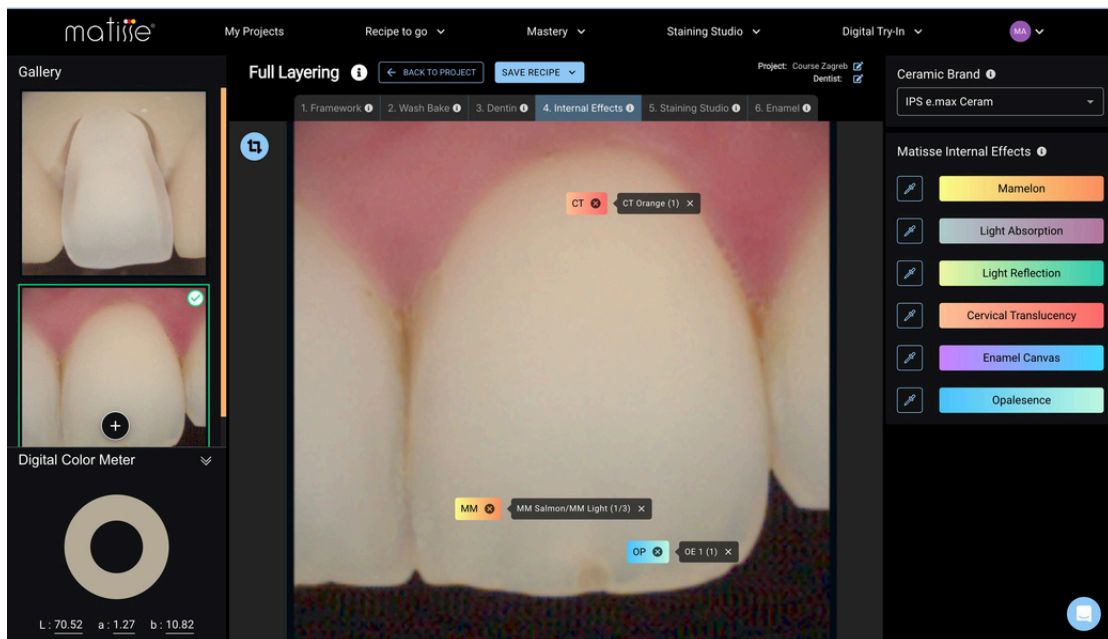
Our course is carefully designed to ensure you learn everything you need to know to confidently replicate different types of natural teeth. Therefore, we are committed to providing you with the attention, knowledge and skills required to achieve the best possible outcome.

We are confident that this course will be a valuable investment for your professional development and will help you take your dental work to the next level.



# WHAT YOU WILL LEARN

1. A predictable step- by step protocol using Matisse and Optishade
2. How to analyze natural teeth and translate into a ceramic/staining map
3. How to interpret and correct mistakes during the process
4. How to control value and eliminate low value results
5. How to control the opacity and translucency of your restorations
6. How to create a natural-looking incisal edge with all details
7. How to replicate the Matisse ColorModel and stump shade
8. How to do a final color check and interpretations of L\*a\*b\* values
9. The importance of the finish: surface texture and surface gloss
10. How to use this system for different indications from crowns, implant crowns, veneers and more.



*Matisse V5 The Internal effects recipes*

matisse®



# THE CHALLENGE

The Matisse course is a one-of-a-kind and fascinating experience! The participants are replicating a natural tooth of another participant which makes this experience truly remarkable.

With the opportunity to learn how to replicate different natural teeth, the course offers exceptional value. The fact that all the results are assessed on a big screen following the initial bake is a great opportunity for participants to learn from each other's successes and mistakes.



Before



After



Before



After

matisse®

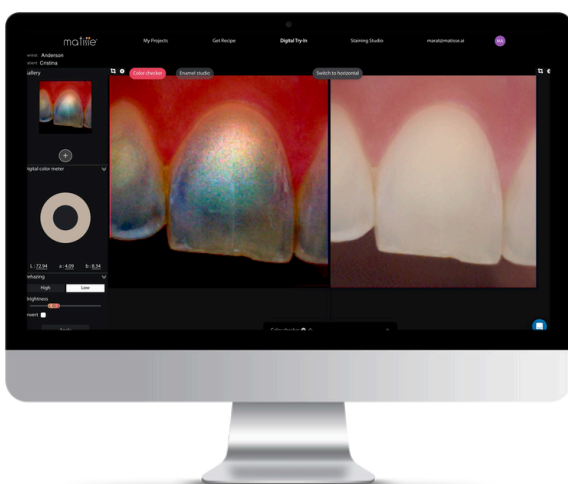
# INSTALLATION

Before starting the course, it is recommended that the participant create an account on our website [www.matisse.ai](http://www.matisse.ai). You can sign up for the 30-day free trial. Once you have registered, we suggest that you select the premium plan. After that, you will need to download and install the Matisse iOS App from the Appstore. During the course, we will be using both the desktop software and the mobile app.

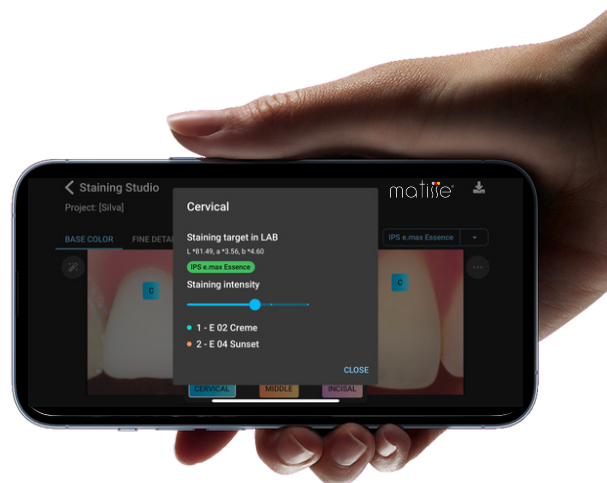
After signing up for Matisse desktop software, you can easily access it through your browser. Simply navigate to our website [www.matisse.ai](http://www.matisse.ai) using Google Chrome and login to start using the software.

It's important to note that you can also use the same login credentials to access the Matisse iOS app. Enjoy the convenience of seamless transitions between your desktop and mobile devices

The Matisse iOS App is compatible with all iPhones starting from iPhone 8 and for iPads on iPadOS 14 and above.



Matisse Software  
(desktop)



Matisse iOS App

matisse®

# CHECKLIST PARTICIPANT

Equipment	Materials	Installation
<i>Ipad/Iphone</i>	<i>Ceramic brushes</i>	<i>Register on Matisse Premium <a href="http://www.matisse.ai">www.matisse.ai</a>  (You can register also after the course, We will have free training accounts)</i>
<i>Laptop: Mac or windows</i>	<i>Ceramic rubbers and burrs</i>	<i>Download Matisse iOS App App Store: <a href="#">Matisse ShadeMatching</a></i>
<i>Optishade and DSLR Camera (optional)</i>	<i>Other ceramic accessories</i>	<i>Watch YouTube tutorials Youtube: <a href="#">Matisse ShadeMatching</a></i>

**Note:**

- 1.If you bring your Optishade make sure it is fully charged*
- 2.If you bring your DSLR camera, bring also a macro lens and twin or ring flash*

# ANMELDUNG

## KOSTEN

€ 1.400,- netto

*Wichtiger Hinweis zur Anmeldung:*

*Die Teilnehmerzahl ist begrenzt. Die Anmeldung ist verbindlich.*

*Bei Stornierung oder Nichtteilnahme, auch im Krankheitsfall, wird die volle Kursgebühr fällig. Eine Ersatzperson kann jederzeit benannt werden.*

## ANMELDUNG **bis spätestens 2. März**

Bequem über den QR Code



zauchner

dental-produkte gmbh

04242-22 272

info@zauchnerdentalprodukte.at

www.zauchnerdentalprodukte.at

## KURSORT



Pressinger Dental Solutions GmbH  
Pogöriacherstraße 147, 9500 Villach

matisse®